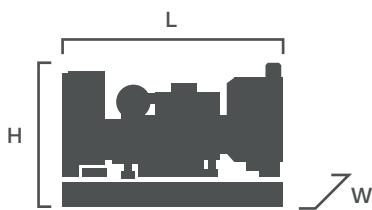


General Performance Data

Engine	Brand	Cummins
	Model	QSG12G2
Control module	Deep Sea 6020	
Starting voltage	V	24
Frequency	Hz	50
Number of phases	3	

	Prime	Standby	
Power kVA	450	500	
Power kW	360	400	
Rated speed	r.p.m	1500	
Standard voltage	V	400	230
Available voltages	V	380/220	415/240
Power factor	Cos Phi	0.8	

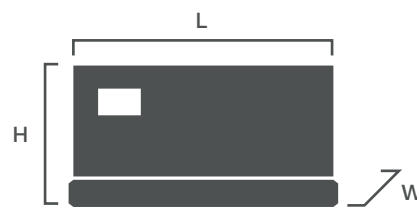
Open



Dimension

Length (L)	mm	2980
Height (H)	mm	2290
Width (W)	mm	1360
Weight	Kg	3358
Fuel Tank	L	800

Silent



Dimension

Length (L)	mm	4365
Height (H)	mm	2465
Width (W)	mm	1650
Weight	Kg	4454
Fuel Tank	L	1000

Fuel Consumption

Rated Output	g/KW.h	L/h
100% Standby	0000	107.1
100% Prime	0000	93.2
75% Prime	0000	69.9
50% Prime	0000	49.0
25% Prime	0000	0000

Standards Followed

ISO9001	ISO14001
ISO8528	ISO12100
ISO13849	EN12601
GB12786	GB/T2820
IEC60034	IEC60204
CE	RETIE

General Engine Data

Engine brand	Cummins
Engine ref.	QSZ13G5
Engine type	4-stroke diesel
Governor type	ECU
Injection	Direct
Aspiration	Turbocharged and charge Air Cooled
Number of cylinders and arrangement	6- L
Bore and stroke	mm 130 X 163

Displacement	L	13
Cooling system	Water - cooled	
Lube oil consumption with full load	0.5%-1% of fuel consumption	
Compression ratio	17.0: 1	
Engine oil capacity	L	45.42
Total coolant capacity	L	77.1
Air filter	Type	Dry

Diesel engine	Dry air filter
4-stroke cycle	Radiator with pusher fan
Water-cooled	Electronic governor
12V electrical system	Hot parts protection
Water separator filter	Moving parts protection

Optionals

Water jacked heater
Radiator water level sensor
Oil heater
Heavy duty air filter




Alternator Specifications

Number of phase	3
Power factor	0.8
Poles	4
Winding Connections (standard)	Star-serie
Insulation	H class
Enclosure (according IEC-34-5)	IP23

Excitation system	Self-excited, brushless
Voltage regulator	CumminsAVR (Electronic)
No. of bearings	Single bearing
Coupling system	Flexible disc
Coating type	Standard (Vacuum impregnation)

Optionals

Self-excited and self-regulated	Alternator pre-heater
IP23 protection	Winding temp. measuring instrument
H class insulation	PMG / AREP / MAUX



Application Data

Fuel system

	Open	Silent
Fuel oil specifications	Diesel	
Standard fuel tank capacity	L 800	1100

Air system

Intake air flow	L/s	492
Cooling air flow	m ³ /s	TBD

Exhaust system

Maximum exhaust temperature	°C	523
Exhaust gas flow	L/s	469
Maximum allowed back pressure	kPa	13

Starting system

Starting power	kW	TBD
Recommended battery	Ah	TBD
Number of batteries		2
Auxiliary voltage	Vdc	24

Genset version

Steel chasis	High mechanical strength
Emergency stop button	Epoxy polyester powder coating
Anti-vibration shock absorbers	Fuel tank drain plug
Chassis with integrated fuel tank	Steel residential silencer - 20dbA attenuation
Fuel level gauge	Battery charger

Optionals

Trailer type



Water-cooled



Three phase



50 Hz



Diesel



Stackable canopy

Power definition

Prime Power is available for an unlimited number of annual operating hours in variable load applications, in accordance with ISO 8528-1.

The standby power rating is applicable for supplying emergency power in variable load applications in accordance with ISO 8528-1. Overload is not allowed.

Standard reference conditions

Ambient conditions of reference according to ISO 8528-1:2018 normative: 1000 mbar, 25°C, 30% relative humidity.

Weights and dimensions based on standard products. Illustrations may include optional equipment. Technical data described in this catalogue correspond to the available information at the moment of printing.

Features of the control panel	Basic Model (Standard)	Advanced Model (Optional)
Voltage between phases	o	o
Voltage between neutral and phase	o	o
Current intensities	o	o
Frequency	o	o
Apparent power (kVA)	o	o
Active power (kW)	o	o
Reactive power (kVAr)	o	o
Power factor	o	o
Voltage between phases	o	o
Emergency stop	o	o
Binary inputs	6/6	7/7
Analog inputs	3	3
2x10A Current outputs	o	-
I/O Configuration	o/o	o/o
D+ Function	o	o
Speed sensor	o	o
Amf/Mrs	o/o	o/o
GCB/MCB	o/o	o/o
3ph voltage measurement Gen./Mains	o/o	o/o
3ph current measurement	o	o
kW / kWh / kVA	o	o
Engine reading	o	o
Engine protection	o	o
Alternator protection	o	o
Earth current protection	-	*
History file	150	350
RTC/Battery	o/-	o/o
PLC	-	-
4G	*	-
Airgate	-	*
ECU CAN	o	o
MODBUS	*	*
MODBUS IP	*	*
SNMP	-	*
SNMP TRAPS	-	-
RS232	*	*
RS485	*	*
GSM/GPRS modem	*	*
Remote screen	*	*
Software for PC	*	*

Standard: o Optional: x Not Available: -